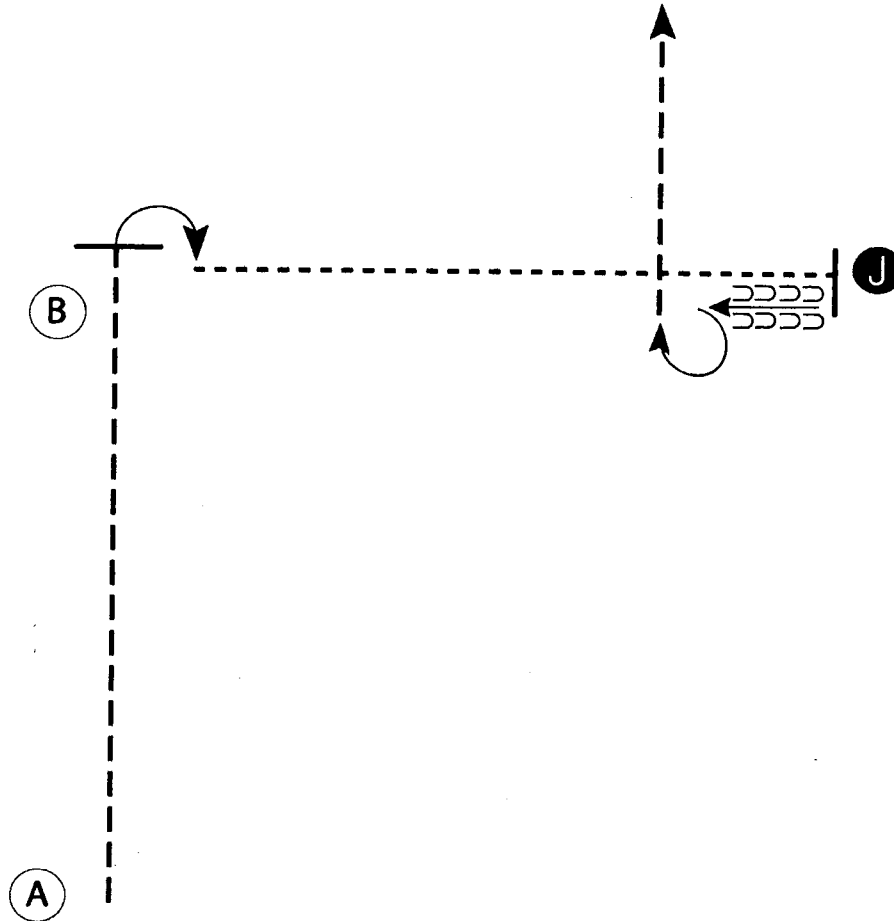



# L1 SHOWMANSHIP AT HALTER (ALL NOVICE)

All Judges - Monday, May 27, 2019



1. Begin at A. Trot from A past B
2. Stop and perform a 90 degree turn
3. Walk to the Judge, stop and set up for inspection
4. When dismissed back one horse length and perform a 270 degree turn
5. Trot to the line-up

Walk	-----
Trot	-----
Back	← 
Marker	ⓑ
Judge	ⓐ

[S/1-14]

Pattern Provided by:  
JUDGES

WWW.HORSESHOWPATTERNS.COM

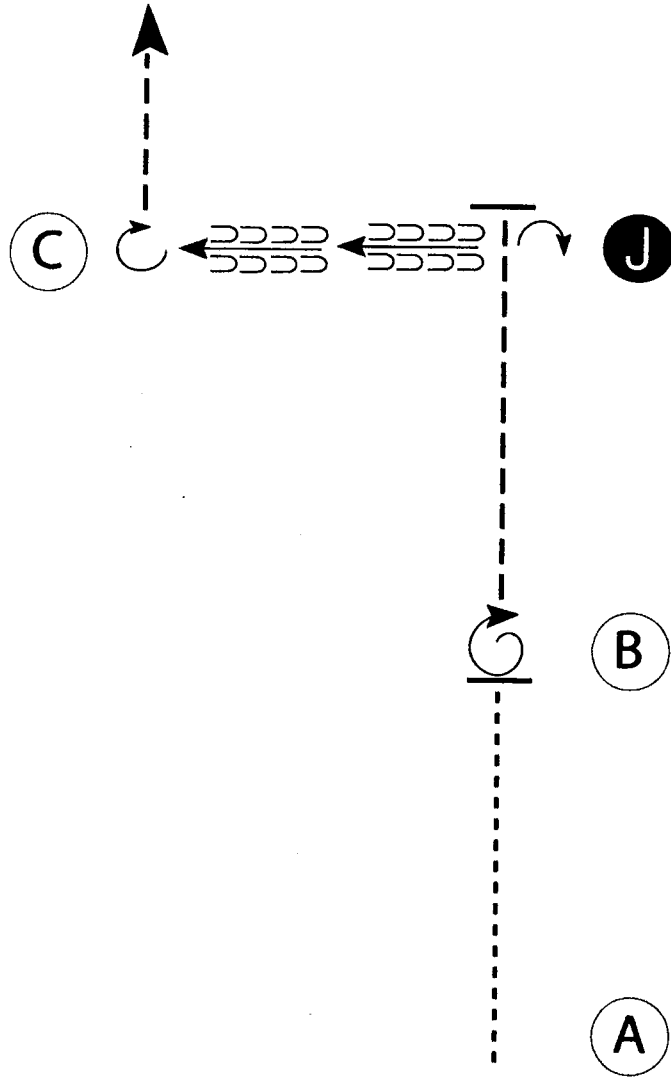
WWW.HORSESHOWPATTERNS.COM

# L3 SHOWMANSHIP AT HALTER (AMATEUR YOUTH SELECT)

ALL JUDGES, MONDAY, MAY 27, 2019

www.horsethows.com

www.horsethows.com



Be ready at A.

1. Walk A to B.
2. Stop at B and perform a 360 degree turn.
3. Trot until even with Judge.
4. Stop and perform a 90 degree turn; set up for inspection.
5. When dismissed, back to C.
6. Perform a 270 degree turn and trot straight away.

Walk -----  
Trot -----  
Back ←-----  
Marker (B)  
Judge (J)

Follow the instructions of your ring steward.

Pattern Provided by:  
JUDGES

[S/2-4]

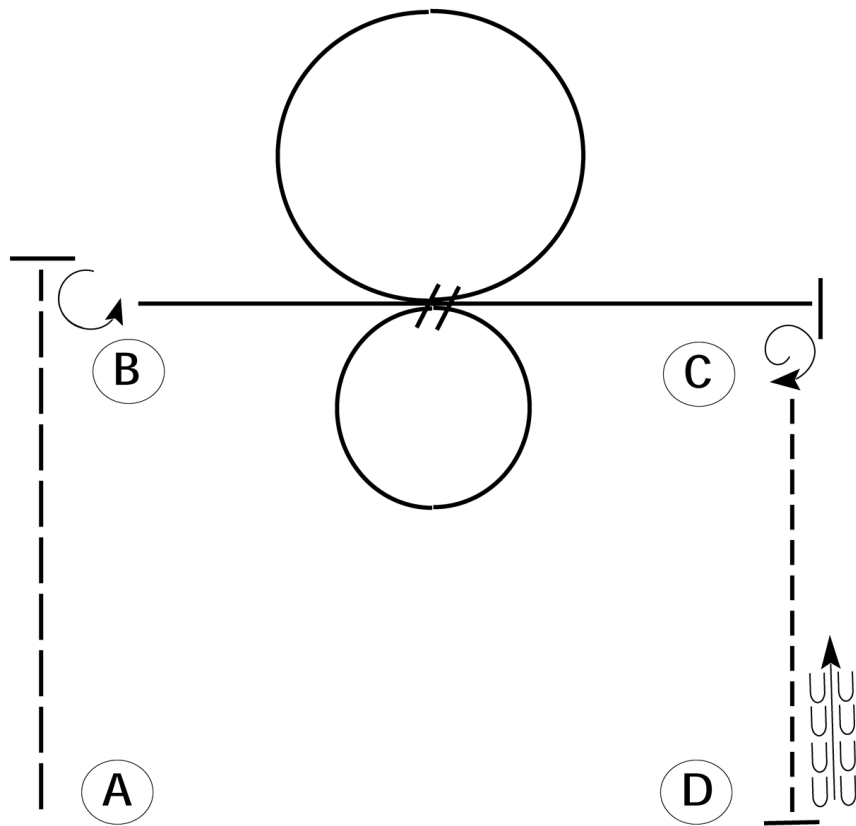
# Memorial Weekend Jacksonville

MONDAY, MAY 27, 2019

## All Youth Select and Amateur Horsemanship

w w w . H o r s e S h o w P a t t e r n s . c o m

w w w . H o r s e S h o w P a t t e r n s . c o m



Be ready at A.

1. Extended trot from A past B.
2. Stop past B and perform a 270 degree turn to the left.
3. Lope on the left lead halfway to C.
4. Change leads and perform a small, slow circle to the right.
5. Change leads and perform a large, fast circle to the left.
6. Continue to lope past C and stop.
7. Perform a 1 1/4 turn to the right.
8. Jog to D.
9. Stop and back approximately one horse length.

Walk	-----
Jog	-----
Extended Jog	-----
Lope	-----
Lead Change	//
Back	←  u  u  u  u  u
Marker	(B)

Follow the instructions of your ring steward.

[WH/3-88]

Pattern Provided by:

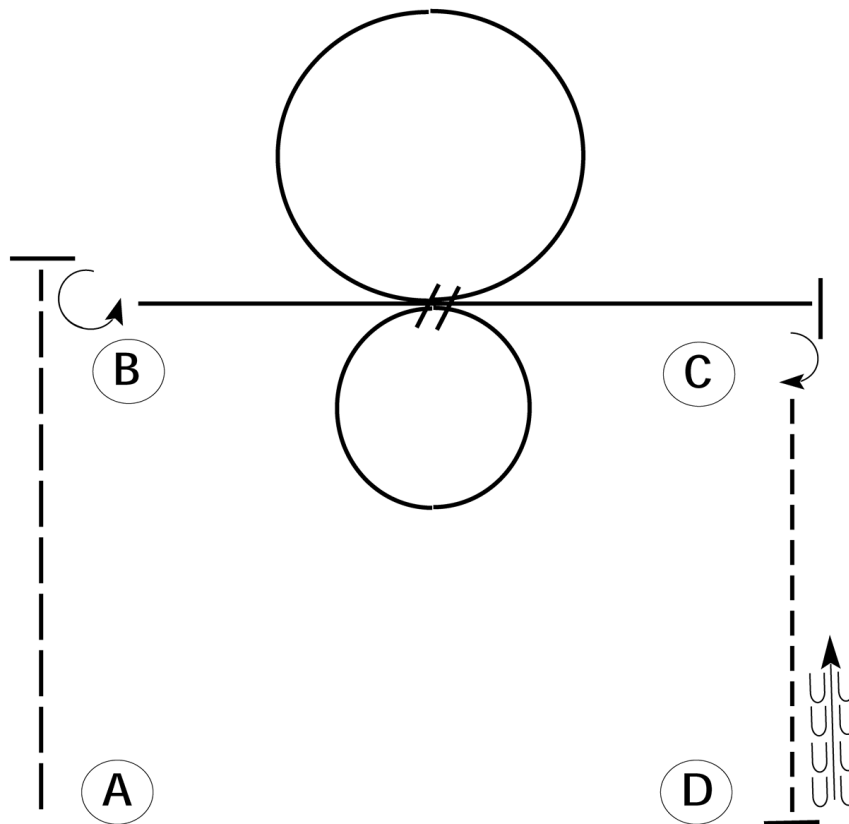
*The Judges*

# Memorial Weekend Jacksonville

MONDAY, MAY 27, 2019

## All Level 1 Youth and Level 1 Amateur

L1 WALK JOG, JOG WHERE LOPE INDICATED



Be ready at A.

1. Extended trot from A past B.
2. Stop past B and perform a 270 degree turn to the left.
3. Lope on the right lead halfway to C.
4. Perform a small, slow circle to the right.
5. Change leads and perform a large, fast circle to the left.
6. Continue to lope past C and stop.
7. Perform a 1/4 turn to the right.
8. Jog to D.
9. Stop and back approximately one horse length.

Follow the instructions of your ring steward.

Walk	-----
Jog	-----
Extended Jog	-----
Lope	-----
Lead Change	////
Back	← U U U U
Marker	(B)

[WH/2-88]

Pattern Provided by:

*The Judges*

w w w . H o r s e S h o w P a t t e r n s . c o m

w w w . H o r s e S h o w P a t t e r n s . c o m